



## 4' Membrane Model SSH R.O. Systems



Specifications	
Product Quality	<500 PPM
Product Press.	<25 psig
Feed Flow	16 GPM
Backwash Flow	12 GPM
Inlet Press. Required	60-80 psig
Inlet Connection	1.5" FNPT
Outlet Connection	1.5" FNPT
Product Connection	.5" FNPT
Power Requirements	480V @ 15A 120V @ 2A
Instrument Air	< 1 CFM @ < 125 PSI

### The three stage prefiltration system consist of the following:

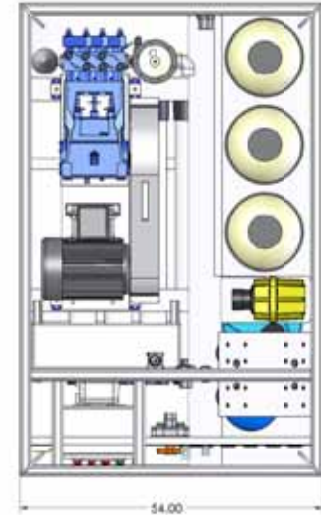
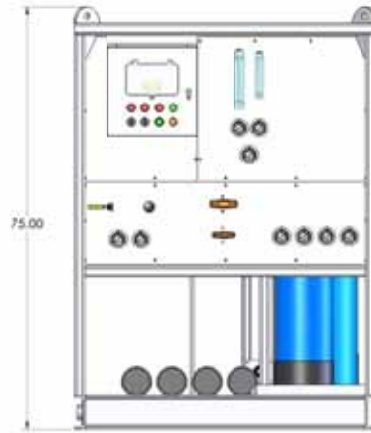
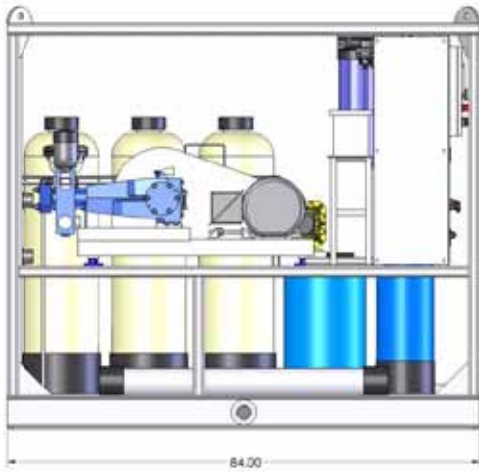
1. Three (3) fiberglass backwashable multi-media filters with automatic pneumatically operated valves for backwashing. These valves are controlled by a PLC initiating pilot solenoids. The three tank design allows for backwashing without interrupting filtered water process flow (optional).
2. 25 Micron bag type filters with polypropylene filter housing.
3. 5 Micron cartridge filters with polypropylene filter housing.

### CUSTOMER INSTALLATION SUPPLY & REQUIREMENTS

1. All piping to R.O. systems nozzles. Feed inlet must be a regulated water supply of 16 gpm at 60-80 psi .
2. To bring 480 vac supply 15 amp circuit & 120 vac 2 amp circuits to the system.
3. Utility air supply line < 1 SCFM @ 120 psi.
4. Lifting, Loading, Installation and transportation of equipment and personnel as required.

## 4' Membrane Systems

Model	SSH-2000	SSH-3000	SSH-4000	SSH-5000
Product Flow	1.4 GPM	2.1 GPM	2.8 GPM	3.4 GPM
Gallons/Day	2,000 GPD	3,000 GPD	4,000 GPD	5,000 GPD
Barrels/Day	47.6 BPD	71.4 BPD	95.2 BPD	119 BPD
M <sup>3</sup> /Day	7.5 M <sup>3</sup> D	11.3 M <sup>3</sup> D	15.0 M <sup>3</sup> D	18.9 M <sup>3</sup> D



## Seawater Reverse Osmosis Watermaker, MODELS: 2,000 - 3,000 - 4,000 & 5,000 GPD

**The Reverse Osmosis System is skid mounted. Weight is 3,200 LB.**

1. Filmtec spiral wound membranes.
2. Fiberglass pressure vessels rated for 1,000 psi.
3. Direct Drive Duplex Stainless Steel Axial Piston Pump - Optional Belt driven triplex pump with duplex stainless steel liquid end fitted with SS-discharge pulsation dampener, polypropylene suction dampener and SS-rupture disk assembly.
4. NEMA 4X Control box suitable for use in class-1, division-2 services, housing the following controls and monitors.
 

<ol style="list-style-type: none"> <li>A. Pump run light.</li> <li>B. Low suction pressure shut-down indicator light.</li> <li>C. High discharge pressure shut-down indicator light.</li> <li>D. Bad product water light.</li> <li>E. Digital conductivity meter.</li> </ol>	<ol style="list-style-type: none"> <li>F. Off/On-Start selector switch.</li> <li>G. Clean-normal mode selector switch.</li> <li>H. Backwash cycle initiation push button switch.</li> <li>I. Allen/Bradley PLC.</li> </ol>
--	--
5. 10 horse power high efficiency, 3 PH, 50 or 60 HZ, 230/460 VAC, TEFC, Class F insulation with 1.15 S. F.
6. Membrane vessel interconnection are AL6XN stainless all other high pressure piping and fittings are 316-SS.
7. Air actuated product diverter valve with manual override automatically controlled by the conductivity meter.
8. 316-SS High pressure safety shut down switch.
9. 316-SS Low pressure safety shut down switch.
10. All valves are tagged with instruction plates.
11. 316L SS system operating & membrane cleaning instruction plates are also provided on units.
12. Pressure gauges with monel internals are panel mounted for feed, product and D.P. of membranes and filters.
13. Variable Orifice type feed & product water flow meter and are provided for monitoring system flow rates.
14. Chlorine injection system for post disinfection of produced water going to storage. (optional)
15. PH neutralization and re-hardening filter for product water. (optional)
16. Steel skid supplied with 3-part marine epoxy paint